


# DOUBLE-POST MOUNTING SYSTEM



Portrait

Grace Solar, your best choice!

## Product Introduction

Double-Post Mounting System is applicable for large-scale ground power plant in all kinds of terrains. It takes the open carbon steel section as the support brace. Assisted by the pile machine for piling, this system can increase at least 50% of the installation speed compared to the ground screw mounting, and at the same time leave out the step of connecting the foundation and the brace. Double-Post Mounting System makes installation much easier and tremendously save your time and labor cost. The rotating Top Cap can rotate for three orientations in wide-angle and suitable for any slope or wavy ground.

## Technical Information

Install Site	Open Field
Tilt Angle	0~45 deg
Building Height	Up to 4m
Max Wind Speed	46m/s (JIS)
Max Snow Load	1.4KN/m2
Standards	JIS C 8955:2011
Warranty	10 Years Warranty
Main Rail Material	High-strength Aluminum
Brace Material	Carbon Steel
Fasten Material	SUS A2-70

Finish	Anodized Hot-dip Galvanized Steel
Foundation	Carbon Steel Post Piling Concrete

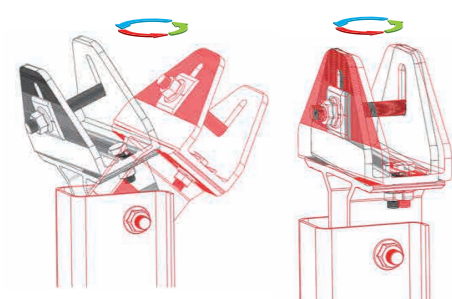


Landscape

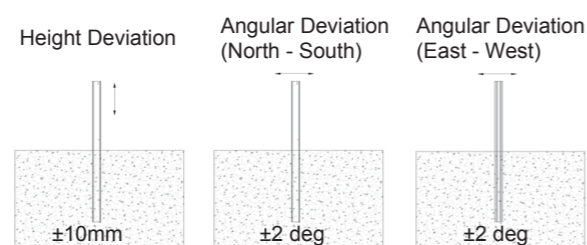
## Functions and Features

Adjustable Top Cap

## Three Orientational Rotation Sketch

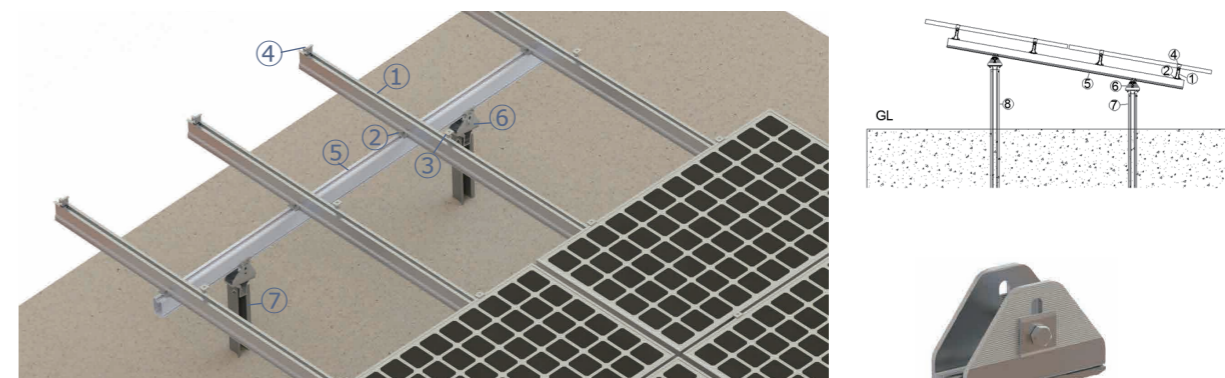


## Post Construction Requirements



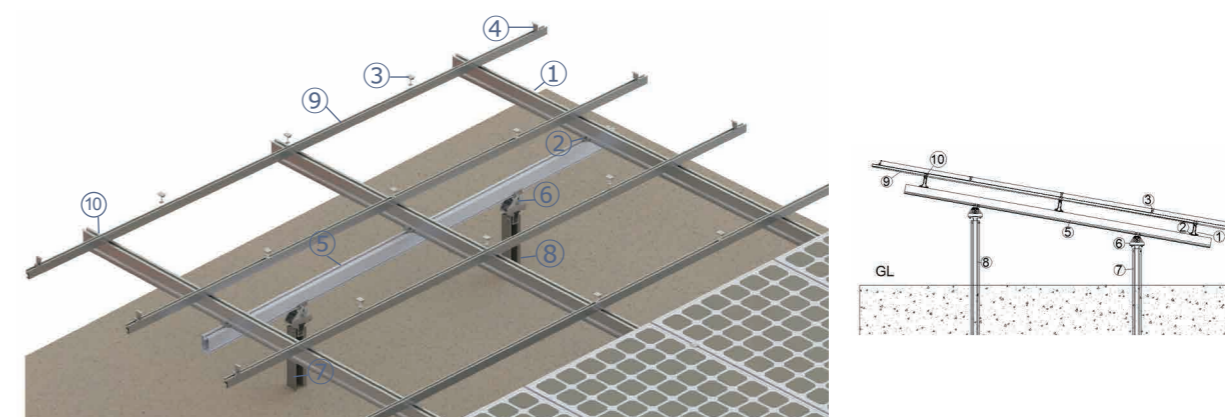
## Application

### Portrait Placement



Item	Description	Material	Finish
GS-MR-Length	MR Main Rail	AL6005-T5	Anodized
GS-MR-C60	MR Rail Splice	AL6005-T5	Anodized
GS-IC-F	Inter Clamp	AL6005-T5	Anodized
GS-EC-F	End Clamp	AL6005-T5	Anodized
GS-AG4-B27-2R	Assembly of AG4 Beam	AL6005-T5	Anodized
GS-PG02-TC	Assembly of Top Cap	AL6005-T5	Anodized
GS-PG02-OPXXX	Front Open Post	Carbon Steel	Hot-dip Galvanized
GS-PG02-OPXXX	Back Open Post	Carbon Steel	Hot-dip Galvanized

### Landscape Placement



Item	Description	Material	Finish
GS-MR-Length	MR Main Rail	AL6005-T5	Anodized
GS-MR-C60	MR Rail Splice	AL6005-T5	Anodized
GS-IC-F	Inter Clamp	AL6005-T5	Anodized
GS-EC-F	End Clamp	AL6005-T5	Anodized
GS-AG4-B27-2R	Assembly of AG4 Beam	AL6005-T5	Anodized
GS-PG02-TC	Assembly of Top Cap	AL6005-T5	Anodized
GS-PG02-OPXXX	Front Open Post	Carbon Steel	Hot-dip Galvanized
GS-PG02-OPXXX	Back Open Post	Carbon Steel	Hot-dip Galvanized
GS-DR-Length	DR Main Rail	AL6005-T5	Anodized
GS-RC-D	DR Rail Splice	AL6005-T5	Anodized